



SARASOTA County Schools

SCHOOL BOARD OF SARASOTA COUNTY, FLORIDA **PROJECT ASSIGNMENT SHEET** PROFESSIONAL SERVICES SELECTION COMMITTEE

DATE: November 19, 2021






DEPT.: Construction Services

PROJECT: **DESIGN/BUILD SERVICES FOR MINOR DESIGN/CONSTRUCTION
PROJECTS PURSUANT TO NON- EXCLUSIVE CONTINUING CONTRACTS 2017-2019**

The Professional Services Selection Committee (PSSC), in accordance with School Board Policy 7.71, has ranked **seven (7)** firms as indicated below. The Committee recommends negotiating individual contracts with the **seven (7)** firms for a two (2)-year period with an additional one (1)-year period extension at mutually agreed rates and conditions.

FIRST:	Tandem Construction/ Sweet Sparkman 49.0
SECOND:	Willis A. Smith / Fawley Bryant 48.2
THIRD:	Gilbane Building Company / Harvard Jolly 48.0
FOURTH:	Jon F. Swift, Inc. / Schenkel & Shultz 47.8
FIFTH:	Magnum Builders / Hall Darling Design Studio 46.8
SIXTH:	McIntyre Elwell & Strammer / Pluckett Raysich 46.6
SEVENTH	Halfacre Construction Company / Long & Associates 45.0

Signature of Committee Members



**PROJECT: DESIGN/BUILD SERVICES FOR
MINOR DESIGN/CONSTRUCTION PROJECTS**

SCOPE OF WORK: The scope shall include providing professional design/build services, under the terms of individual non-exclusive two (2)-year contracts, with an additional one (1)-year extension, for selected projects in which construction costs for any single project do not exceed **\$4,000,000.00** for study activity when the fee for such professional services does not exceed **\$500,000**. The cost for these services for a two (2)-year period with an option for an additional one (1)-year period extension, is not to exceed

MEETING NOTICE
DATE: 10/28/2021
LOCATION: TEAMS
Meeting

ADMIN		COMMITTEE									
SHORTLIST						INTERVIEW					
MINORITY FIRM	LOCATION	TEAM QUALIFICATIONS	LIST OF PROJECTS	RELATED EXPERIENCE	TOTAL	TIMELINES & COST CONTROL	ABILITY TO PERFORM / TEAM STRENGTH	INTERVIEW RATINGS	PROBLEMS & SOLUTIONS / COST CONTROL MEASURES	INNOVATION/CREATIVITY	TOTAL
						0-1	1-5	1-15	1-10	1-20	
A	B	C	D	E		F	G	H	I	J	
0.0	4.0	11.6	7.8	15.4	38.8						
0.0	5.0	12.4	7.8	15.4	40.6						
0.0	4.0	12.2	8.0	16.2	40.4						
0.0	5.0	14.6	9.6	18.8	48.0						
0.0	5.0	13.6	8.8	17.6	45.0						
0.0	5.0	14.4	9.2	19.2	47.8						
0.0	5.0	11.8	7.8	15.0	39.6						
1.0	4.0	11.4	7.6	14.6	38.6						
0.0	5.0	14.0	9.4	18.4	46.8						
0.0	4.0	12.4	7.8	16.0	40.2						
0.0	5.0	13.8	9.2	18.6	46.6						
0.0	5.0	14.8	9.8	19.4	49.0						
1.0	5.0	12.0	8.0	15.8	41.8						
0.0	5.0	12.2	7.6	15.6	40.4						
0.0	5.0	14.6	9.4	19.2	48.2						

~~COMMITTEE MEMBERS'~~
~~SIGNATURES~~

ScoreSheet Design-BuilderServices-2022-2024